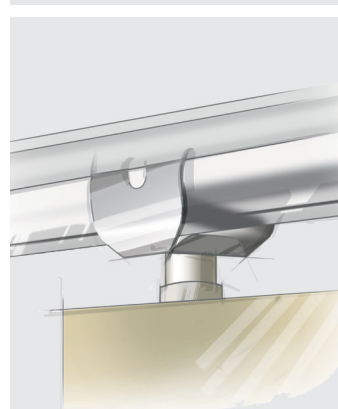

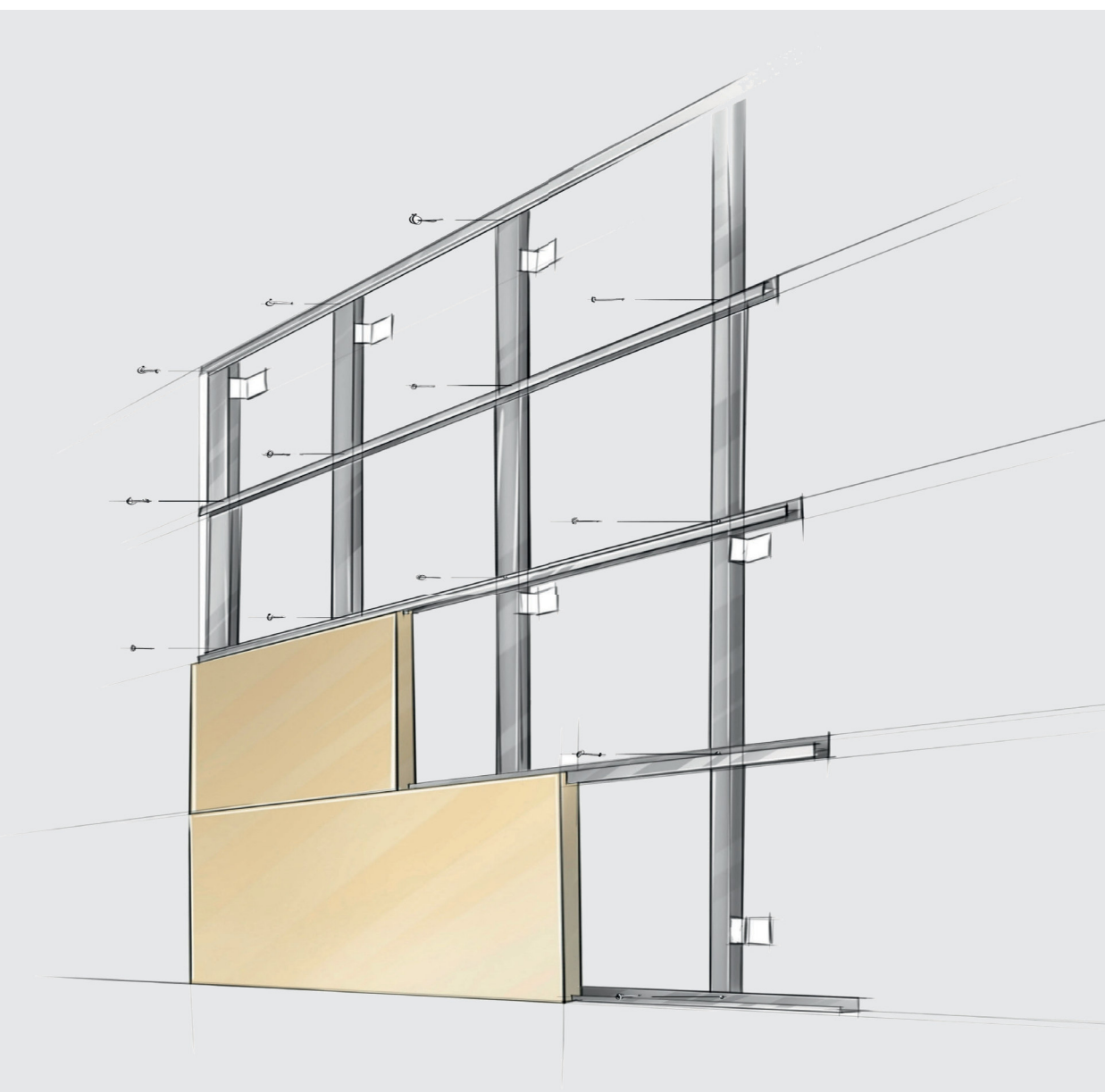




**Heradesign®**

Product data

Heradesign® *macro*



# Product data

## Heradesign® *macro*

Single layer magnesite-bonded wood wool acoustic panel (Fibre width 3 mm).

Characteristic surface structure, building biology recommended.

### Colour variants

The natural characteristic structure of the wood wool is ideally suitable as a surface for creative colour schemes. An almost unlimited range of colours is available - almost any colour from popular colour systems such as RAL, NCS, may be selected.

Nominal dimensions [mm]	600 x 600, 1200 x 600
Thickness [mm]	25
Weight [kg/m <sup>2</sup> ]	12.4
Sound absorption value $\alpha_w$ up to 0.80	
Reaction to fire as per EN 13501-1: <b>B-s1, d0</b>	
Designation code: WW-EN 13168-L3-W2-T2-S3-P2-CS(10)200-CI3	
General Building Authority Approval: Z-23.15-1562	
Declaration of performance No.: KA-0698-HADMA-13-01	
Declaration of performance under <a href="http://www.knaufamf-dop.com">www.knaufamf-dop.com</a>	

White similar to RAL 9010	beige Natural tone 13	Pastel colours	Solid colours	Metallic colours	Special colours
●	●	●	●	●	●

### Areas of application

As decorative and acoustically effective sub-ceiling and wall cladding for use in interior rooms and roofed outdoor areas, which are not exposed to direct environmental influences such as rain or pollutants.

### Limitations of use

- Maximum span 600 mm!
- Suitable for rooms with a constant humidity of up to 90%. For applications where there is a constant humidity in excess of 80% construction physics advice is recommended!

### Installation

Installation of Heradesign acoustic panels is part of the interior fitting of the building and must only be carried out under conditions of controlled humidity and temperature. All building activities which create dust must be completed before the start of installation. Store the panels flat and protect against moisture and dirt. The packaging does not protect the products against rain! Also note the relevant application, installation and storage guidelines for Heradesign acoustic panels.

### Special information

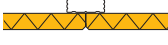


- Deviations in colour from the edge colour and colour perception are possible due to the rough surface of the fibres or the surface of the panel.
- Manufacturing tolerances in nominal dimensions: L3, W2, T2:  $\pm 1$  mm, for lengths > 1200 mm L3:  $\pm 2$  mm
- A foil (thickness < 30  $\mu$ m) is recommended for trickle protection for mineral wool coverings.
- Max. changes in dimension in standard climate 23° C/50 % rel. humidity:  $\pm 1$  ‰



This product information corresponds to the present state of development of our products and become invalid on the publication of a new version. Always make sure that you use the latest version of this information. The suitability of the product is not binding for special individual cases. Warranties and liability for deliveries are governed by our General Terms of Business. All data are included without warranty. Version 10/2015 - JB

# Overview of test reports

## Ball impact resistance as per DIN 18 032 / Part 3

Ceiling					
Construction / Test specimen	Description	Test institute	Test report No.	Result	
	Thickness: 25 mm Format: 1200 x 600 Edge: AK-01	Screw-mounting CD profile 27 x 60 x 0.6 mm Distance between centres ≤ 600 mm Fastening: 9 pcs. / panel Heradesign screws	Forschungs- und Materialprüfanstalt Baden-Württemberg, FMFA Stuttgart	902 1248 000-19/Sc/Whr	"Ball impact proof" according to DIN 18 032/ Part 3
	Thickness: 25 mm Format: 1200 x 600 Edge: AK-01	Screw-mounting Lath dimensions 60 x 30 mm Distance between centres 600 mm Fastening: 9 pcs. / panel Heradesign screws	Forschungs- und Materialprüfanstalt Baden-Württemberg, FMFA Stuttgart	902 1248 000-14/Sc/Whr	"Ball impact proof" according to DIN 18 032/ Part 3
	Thickness: 25 mm Format: 1200 x 600 Edge: SY-02	Heradesign holding profiles Basic profile Distance between centres 900 mm Support profile: Distance between centres 600 mm	Forschungs- und Materialprüfanstalt Baden-Württemberg, FMFA Stuttgart	902 1248 000-3/Sc/Whr	"Ball impact proof" as per DIN 18 032/ Part 3 or Class 1A as per EN 13964 Annex D

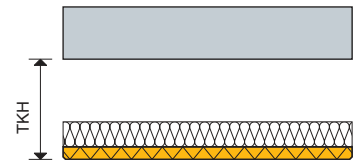
## Sound absorption values

Test specimen					Test report			Sound absorption coefficient $\alpha$								Class
Panel type	Thickness [mm]	TKH <sup>1)</sup> [mm]	Lining		Test institute/ Country	No.	Date	Frequencies (Hz), $\alpha_p$						entire range		
			[mm]	Type <sup>2)</sup>				125	250	500	1000	2000	4000	NRC <sup>3)</sup>	$\alpha_w$	
without lining																
Heradesign macro	25	25	0	---	MBBM	TM M84 565/63	31.03.11	0.05	0.15	0.45	0.90	0.65	0.8	0.55	0.45 (MH)	D
Heradesign macro	25	55	0	---	MBBM	TM M84 565/64	31.03.11	0.10	0.40	0.85	0.65	0.70	0.75	0.65	0.65	C
Heradesign macro	25	200	0	---	MBBM	TM M84 565/65	31.03.11	0.50	0.75	0.50	0.50	0.70	0.75	0.65	0.55 (LH)	C
Lined with Mineral Wool																
Heradesign macro	25	50	25	DP-5	MBBM	TM M84 565/66	31.03.11	0.20	0.80	0.95	0.60	0.75	0.75	0.75	0.70 (LM)	C
Heradesign macro	25	55	30	DP-5	MBBM	TM M84 565/67	31.03.11	0.25	0.85	0.90	0.60	0.75	0.75	0.75	0.70 (L)	C
Heradesign macro	25	55	30	DP-9	MBBM	TM M84 565/72	20.05.11	0.25	0.90	0.90	0.60	0.70	0.75	0.80	0.70 (L)	C
Heradesign macro	25	85	30	DP-5	MBBM	TM M84 565/68	31.03.11	0.35	1.00	0.75	0.50	0.75	0.75	0.75	0.60 (LH)	C
Heradesign macro	25	200	50	DP-5	MBBM	TM M84 565/71	31.03.11	0.75	0.90	0.60	0.60	0.75	0.80	0.70	0.65 (LH)	C

<sup>1)</sup> TKH: Total construction height: Lower edge of ceiling to lower edge of Heradesign acoustic panel

<sup>2)</sup> Type: DP-5: Gross density = 50 kg/m<sup>3</sup>  
DP-9: Gross density = 90 kg/m<sup>3</sup>

<sup>3)</sup> NRC value: Average  $\alpha_s$  over the frequencies (250 + 500 + 1000 + 2000):4, rounded to the next increment 0.05





## Service, Support, Logistics – Centre of expertise in Europe and on-site sales networks worldwide



**Knauf AMF GmbH & Co. KG**  
Elsenthal 15, 94481 Grafenau  
Germany

Tel.: +49 8552 422-0

Fax: +49 8552 422-32

[info@knaufamf.de](mailto:info@knaufamf.de)

[www.amfceilings.com](http://www.amfceilings.com)

The acoustic ceiling specialist Knauf AMF, with its global sales and service network, offers on-site, solution orientated and timely advice for architects, specialist contractors, distributors and developers.

**With us, you are always a ceiling solution ahead!**

No responsibility or liability is accepted for the accuracy of the information provided.  
Subject to change without prior notice.

10/2015

**Knauf AMF Deckensysteme GmbH**  
9702 Ferndorf 29  
Austria  
Tel.: +43 4245 2001-0  
[office@heradesign.com](mailto:office@heradesign.com)  
[www.heradesign.com](http://www.heradesign.com)

**Knauf AMF GmbH & Co. KG**  
Metallstraße 1, 41751 Viersen  
Germany  
Tel.: +49 2162 957-0  
[info-de@knaufamf.eu](mailto:info-de@knaufamf.eu)

**Knauf AMF Plafonds et Systèmes**  
9, rue des Livraindières, 28100 Dreux  
France  
Tel.: +33 237 3850-50  
[info@knaufamf.fr](mailto:info@knaufamf.fr)

**Knauf AMF Ceilings Ltd.**  
1 Swan Road, South West Industrial Estate,  
Peterlee, Co. Durham, SR8 2HS  
Great Britain  
Tel.: +44 191 5188600  
[info@knaufamf.co.uk](mailto:info@knaufamf.co.uk)