

Sylomer® SR 850

Product datasheet



Influence of the shape factor

In the figures below one can find correction varying shape factors.

Figure 5: static load range

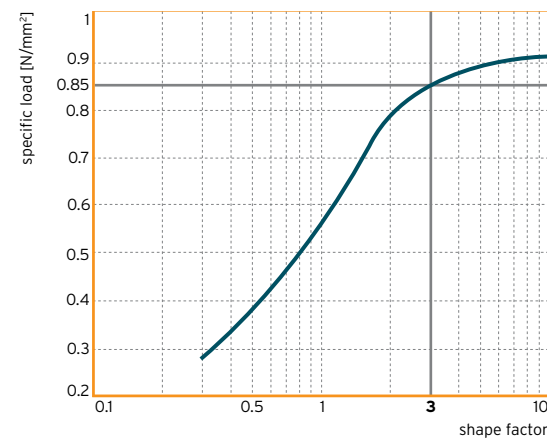


Figure 6: deflection*

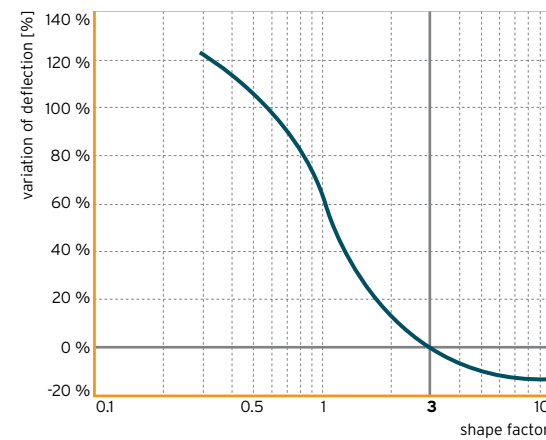


Figure 7: dynamic modulus of elasticity at 10 Hz*

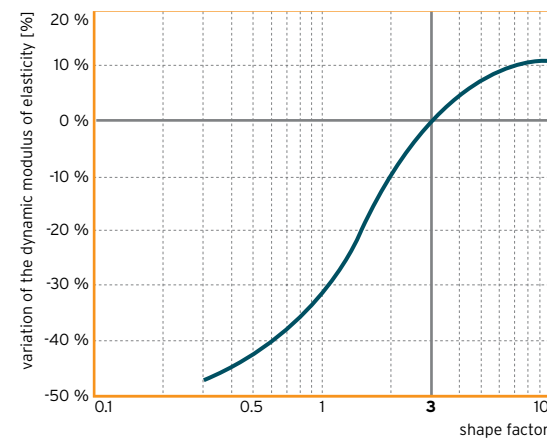
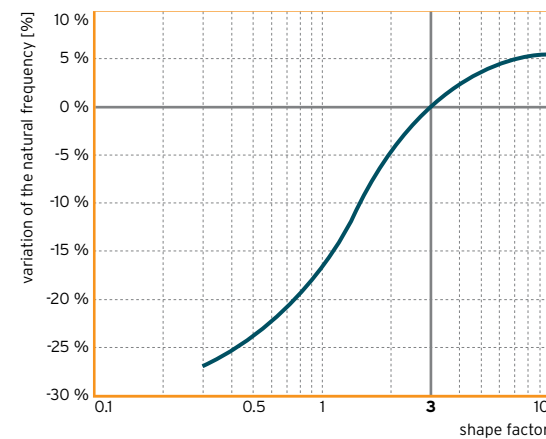


Figure 8: natural frequency*



*reference value: specific load 0.85 N/mm², shape factor 3

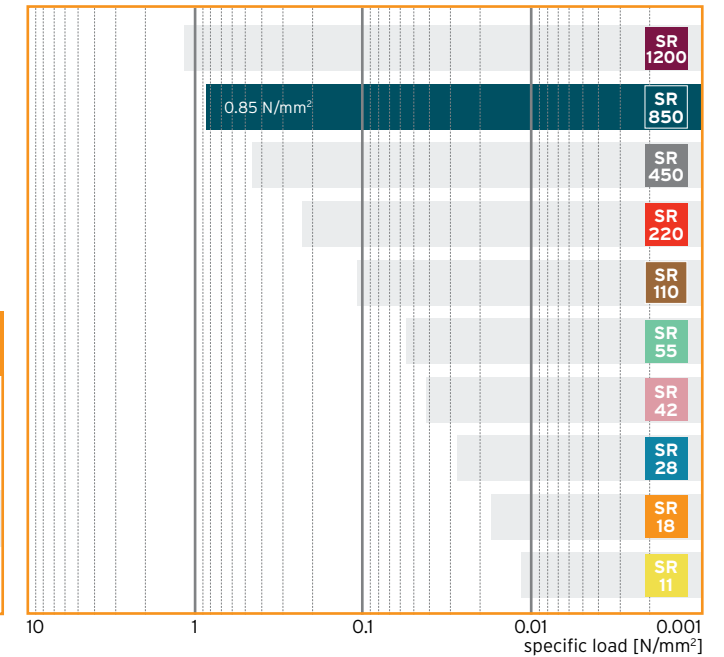
Material mixed cellular polyurethane
Colour turquoise

Standard Sylomer® range
Static range of use

Standard dimensions on stock

Thickness: 12.5 mm with Sylomer® SR 850 - 12
25 mm with Sylomer® SR 850 - 25
Rolls: 1.5 m wide, 5.0 m long
Stripes: max. 1.5 m wide, up to 5.0 m long

other dimensions (also thickness), as well as stamped and molded parts on request



Area of application	Compression load	Deflection
	depending on shape factor, values apply to shape factor 3	
static range of use (static loads)	up to 0.85 N/mm²	approx 10 %
operating load range (static plus dynamic loads)	up to 1.3 N/mm²	approx 20 %
load peaks (short term, infrequent loads)	up to 6 N/mm²	approx 50 %

Material properties	Test methods	Comment
mechanical loss factor	$\eta = 0.12$	DIN 53513*
rebound elasticity	60 %	DIN 53573
compression set	< 5 %	EN ISO 1856
static shear modulus	0.8 N/mm²	DIN ISO 1827*
dynamic shear modulus	1.4 N/mm²	DIN ISO 1827*
coefficient of friction (steel)	$\mu_s = 0.5$	Getzner Werkstoffe
coefficient of friction (concrete)	$\mu_s = 0.7$	Getzner Werkstoffe
abrasion	300 mm³	DIN 53516
operating temperature	-30 bis 70 °C	
specific volume resistance	> 10 ¹¹ Ω·cm	DIN IEC 93
thermal conductivity	0.11 W/(mK)	DIN 52612/1
flammability	B2, B, C und D	DIN 4102, EN ISO 11925-2

* Tests according to respective standards

All information and data is based on our current knowledge. The data can be applied for calculations and as guidelines, are subject to typical manufacturing tolerances and are not guaranteed. We reserve the right to amend the data.

Further information can be found in VDI-Guideline 2062
Further characteristic values on request.

climate neutral printing

WDB Sylomer® SR 850 © Copyright by Getzner Werkstoffe GmbH | 05-2009
We reserve the right to amend the data.

Load deflection curve

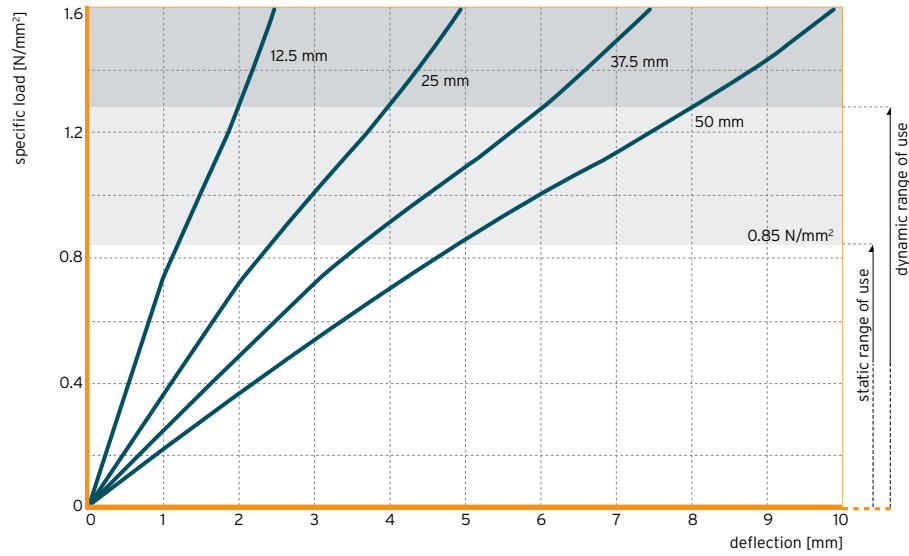


Figure 1: Quasistatic load deflection curve measured with a loading rate of 0.085 N/mm²/s

Testing between flat steel-plates; recording of the 3rd loading; testing at room temperature

shape factor 3

Modulus of elasticity

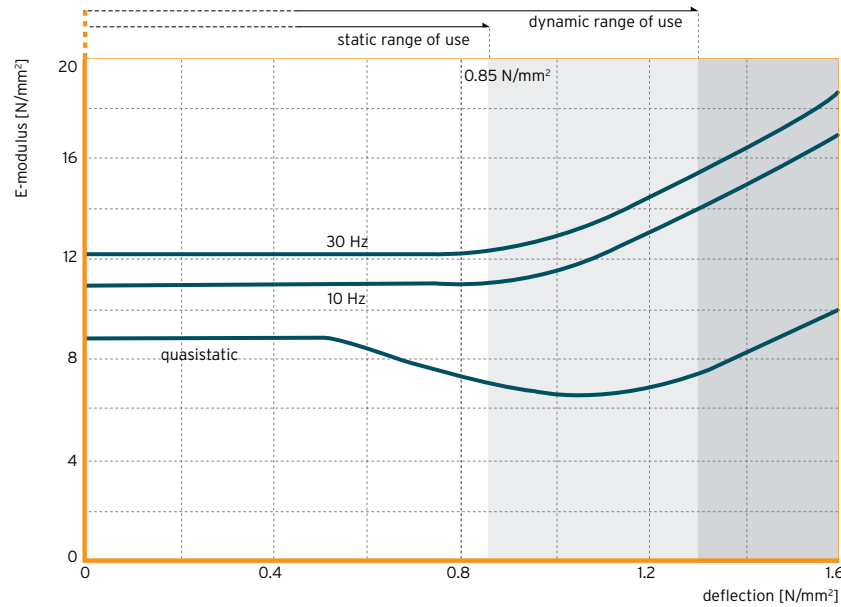


Figure 2: load dependency of the static and dynamic E-modulus

Quasistatic E-modulus as a tangent modulus taken from the load deflection curve; dynamic modulus of elasticity due to sinusoidal excitation with a velocity level of 100 dBv re. $5 \cdot 10^{-8}$ m/s (equal to an oscillating range of 0.22 mm at 10 Hz and 0.08 mm at 30 Hz, see also in the glossary)

test according to DIN 53513

shape factor 3

Natural frequency

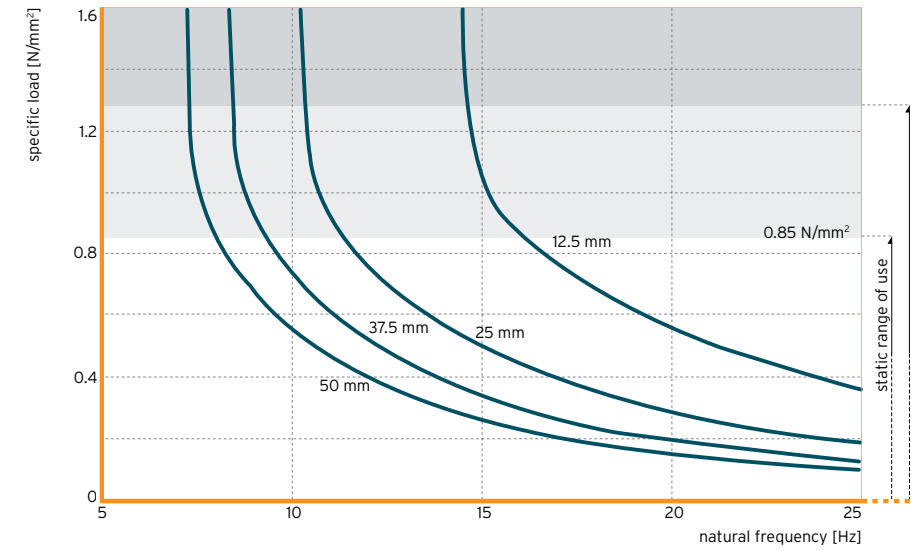


Figure 3: natural frequency of a single-degree-of-freedom system (SDOF system) consisting of a fixed mass and an elastic bearing consisting of Sylomer SR 850 based on a stiff subgrade;

parameter: thickness of elastomeric bearing

shape factor 3

Vibration isolation efficiency

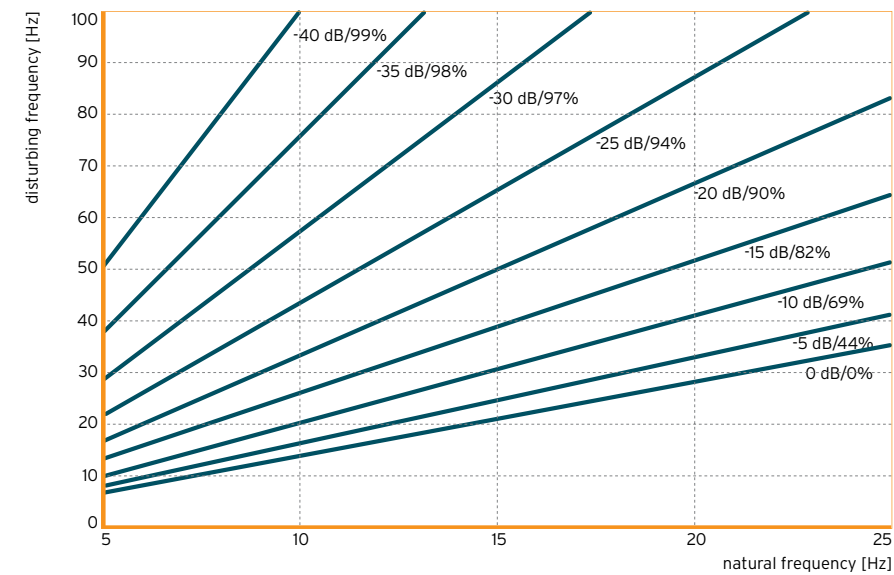


Figure 4: reduction of the transmitted mechanical vibrations by implementation of an elastic bearing consisting of Sylomer SR 850

parameter: factor of transmission in dB, isolation rate in %